

Product: RBD-(N439K)-8xHis purified recombinant protein
Catalog N.: PR0003

1. Application

Application

-ELISA and Western Blot

For laboratory use only. Not for any clinical, therapeutic, or diagnostic use in human or animals.

2. Product description

Region/sequence:	SARS-CoV-2, RBD region, aa 319-541 and His tag at C-terminus
Calculated MW:	26.2 KDa
Expression Host:	Insect cells (Hi-5) / baculovirus
Form:	Liquid
Concentration:	0,1 - 0,25 mg/ml (UV abs)
Purity	>95%
Conjugation:	Unconjugated
Endotoxin:	<1 EU/mL (<0,01 EU/ug)
Quantity:	100 ug
Buffer:	Tris HCl 50 mM, NaCl 150 mM (pH 8,0)
Storage:	Store as concentrated solution. Centrifuge briefly before opening vial. Aliquot and store at -20°C or below. Avoid multiple freeze-thaw cycles.

SISTEMA DI GESTIONE
 QUALITÀ CERTIFICATO



UNI EN ISO 9001:2015

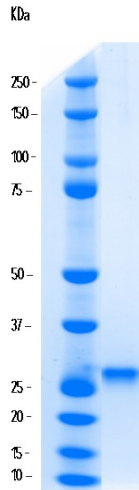
FOR RESEARCH USE ONLY

Page 1/3

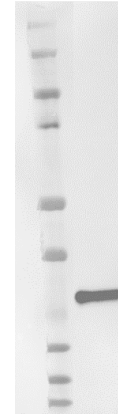
3. SDS-PAGE & Western Blot

Reducing SDS-PAGE Loading

COOMASSIE STAINING



WESTERN BLOT



IB: His TAG 1: 2000 O/N
PBS-T 5% milk

RBD-N439K-8xHis

SISTEMA DI GESTIONE
QUALITÀ CERTIFICATO



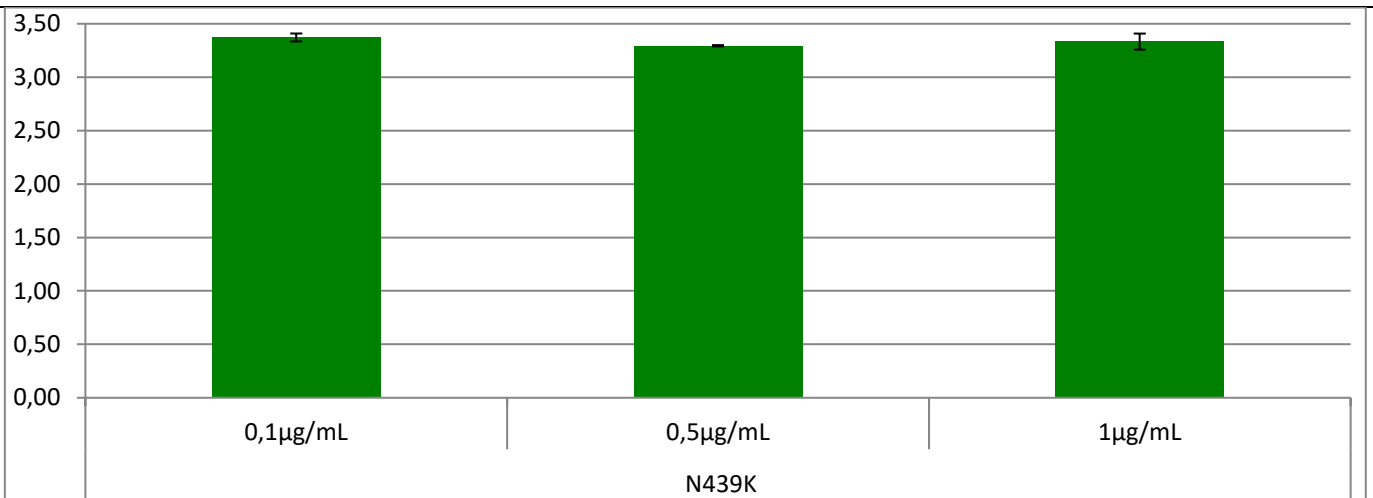
UNI EN ISO 9001:2015

FOR RESEARCH USE ONLY

Page 2/3

4. Ab anti-spike binding

COATING:	RBD-8xHis different concentrations (0,1 - 1 ug/ml) in PBS 1x, 50 ul/well, ON 4°C.
ANTIBODY BINDING:	rabbit anti-SARS-CoV-2 Spike S1 Subunit antibody 1:500, in 1% BSA, ON 4°C
DETECTION:	anti-rabbit, HRP conjugated
DEVELOPMENT:	TMB substrate, 1h RT, stop reagent for TMB substrate, abs at 450 nm



SISTEMA DI GESTIONE
QUALITÀ CERTIFICATO



UNI EN ISO 9001:2015

FOR RESEARCH USE ONLY

Page 3/3